



# LUCIA

120V PENDANTS



## SPECIFICATIONS:

### DESCRIPTION

Cord-hung, cable-hung or stem-mount pendant with handcrafted glass diffuser.

### LAMPING

**Standard:** 75W A19 120V incandescent, lamp not included. Dimmable with standard incandescent dimmer (not included).

**CFL:** 18W 4-Pin CFL with non-dimming electronic ballast, 120V, lamp not included.

**GU24 CFL:** Self-ballasted GU24 lampholders. 18W max, 120V, lamp not included.

**LED:** 9W Replaceable source, 120V, dimmable, 80+ CRI, 3000°K CCT, 800 lumens, 30,000 hours. Lamp included.

### DIFFUSER

Shade shall be handcrafted glass of various decors. 6.25" Dia. x 7.25" H

**Opening sizes:** 42mm top.

### SUSPENSION

**Cord-hung:** 10' SVT-type cord, complete with 5" decorative sleeve at the socketholder. Jacket coordinates with metal finish. Plated stamped steel construction. See next page for multi light options.

**Cable-hung:** 1x 10' aircraft-quality stainless steel cable support with 10' AWM-type cord. Jacket coordinates with metal finish. 5" Dia. dome canopy is plated stamped steel. Bronze or Satin Nickel.

**Stem-mount:** 4 connectable stem sections (3", 6", 12" and 18" lengths) plus telescoping piece for up to 3" adjustment, 10' max. 5" Dia. canopy (with swivel) and stem sections are plated steel. Bronze or Satin Nickel.

### MOUNTING

Installs directly to a 4" octagonal ceiling box. Suitable for sloped ceilings.

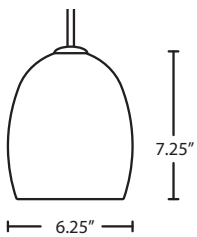
### LABELS

UL or ETL Listed. Suitable for Damp Locations (interior use only).

Consult factory concerning lower wattage labeling for energy requirements.



LUCIA SHOWN IN GARNET (169741) & AMBER CLOUD (169718)



Project Information:

**For ordering information, see next page**

All dimensions provided are nominal. Allowance must be made for dimensional tolerance in handcrafted glasses.

REV 1/17



ORDERING:

CONNECTION	SHADE OPTIONS	LAMP OPTIONS	METAL FINISH	OPTIONS
Cord Fixture	169707 Opal Matte	(blank) 75W A19 Incan	BR Bronze	L 15' cord
1JC 1 Lt. Dome	169718 Amber Cloud	F1 18W TBX 120V	SN Satin Nickel	LW Low wattage labeling
1JT 1 Lt. Flat	169741 Garnet	01 18W TBX 277V		
	169786 Blue Cloud	GU24 18W GU24 120V		
Cable Fixture	1697CE Ceylon	LED 9W LED 120V, dimmable		
1KX 1 Lt. Dome	1697HN Honey			
	1697VM Vanilla Matte			

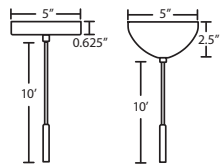
Stem Fixture  
1TT 1 Lt. Flat

Multi light  
J For Multi light Canopy  
Multi light available  
See options to right

Ex. 1JC-169741-SN  
Lucia Pendant w/ Garnet Glass,  
Satin Nickel Finish

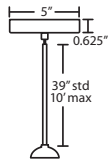
PENDANT OPTIONS:

1JT / 1JC / J MONOPOINT PENDANT CANOPY



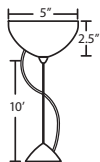
- Flat (1JT) or Dome (1JC) Canopy styles. Dome style allows adjustment without cutting cord.
- "J" option is pendant less canopy for multipoint canopy (options to the right)
- Suitable for sloped ceilings
- Cord: 10' SVT, 5" sleeve at socketholder (V Series utilizes SJT-type)
- Bronze or Satin Nickel

1TT STEM PENDANT



- Swivel at canopy, suitable for sloped ceilings
- Includes telescoping section plus 4 connectable stem sections, (1x 3', 1x 6', 1x 12', 1x 18'), 10' max
- Bronze or Satin Nickel

1KX CABLE-HUNG PENDANT



- 1x 10' aircraft-quality stainless steel cable
- Suitable for sloped ceilings
- 1x lampholder
- Cord: 10' AWM-type provided
- Bronze or Satin Nickel

ACCESSORIES:

ADDITIONAL STEM SECTIONS:

Additional connecting stems are available to increase overall length, up to 10' max. Telescoping adjustable section allows up to 3" movement.

- T20A-SN or T20A-BR Adj. Section
- T203-SN or T203-BR 3" Section
- T206-SN or T206-BR 6" Section
- T212-SN or T212-BR 12" Section
- T218-SN or T218-BR 18" Section

LONGER CORD LENGTHS:

Longer cord length of 15' available. Add an "L" to the end of the item number, i.e. 1JC-169707-SNL.

LOW WATTAGE LABELING:

Incandescent fixture supplied with 16 watt relamp label. Add an "LW" to the end of the item number, i.e. 1JC-169707-SN-LW.

CORD SLEEVES:

If concealing the cord is desired, order our 0.25" dia. metal sleeves. Each sleeve is 18" long and may be field cut.

- T118-SN Satin Nickel
- T118-BR Bronze

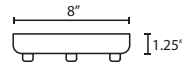
STEMHOOKS:

Suspension hooks allow cord drops to be placed wherever desired. Suitable for sloped ceilings.

- T103BR Bronze
- T103SN Satin Nickel

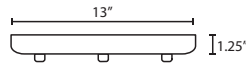
MULTIPOINT CANOPY OPTIONS:

T33X 3 LIGHT ROUND CANOPY



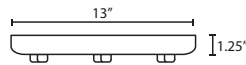
- Suitable for sloped ceilings
- Bronze or Satin Nickel
- 10" Dia. shades MAX, with staggered heights

T33XL 3 LIGHT LARGE ROUND CANOPY



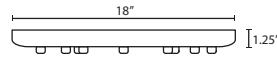
- Suitable for sloped ceilings
- Bronze or Satin Nickel
- 16" Dia. shades MAX, with staggered heights

T36X 6 LIGHT ROUND CANOPY



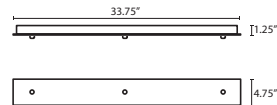
- Suitable for sloped ceilings
- Bronze or Satin Nickel
- 10" Dia. shades MAX, with staggered heights

T39X 9 LIGHT ROUND CANOPY



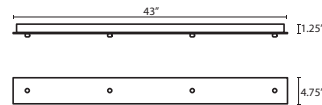
- Suitable for sloped ceilings
- Bronze or Satin Nickel
- 10" Dia. shades MAX, with staggered heights

T33V 3 LIGHT BAR CANOPY



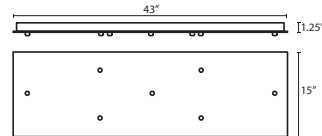
- Suitable for sloped ceilings
- Bronze or Satin Nickel
- 20" Dia. shades MAX, with staggered heights

T34V 4 LIGHT BAR CANOPY



- Suitable for sloped ceilings
- Bronze or Satin Nickel
- 20" Dia. shades MAX, with staggered heights

T37V 7 LIGHT BAR CANOPY



- Suitable for sloped ceilings
- Bronze or Satin Nickel
- 14" Dia. shades MAX, with staggered heights

HOW TO ORDER A MULTILIGHT FIXTURE

Order your canopy with the selected 120V multi light pendants (indicated by "B" or "J" prefix) for the complete fixture:

Example: 1x T33X-SN (3 Light Round Canopy)

1x J-169718-SN (Lucia Pendant in Amber Cloud)

1x J-1697CE-SN (Lucia Pendant in Ceylon)

1x J-169741-SN (Lucia Pendant in Garnet)